



Samu Application Download and registration procedures

For New LIA ASSUREX members

Step 1

Download Samu du Liban application from:

or



Step 2



Sign in to your account

✓ Phone ✉ Email

Phone number

+961 ▼ 71123456

Do **not** fill

Password

Do **not** fill

Sign in

Create an account

Press Create
an account

Forgot your details?

© Samu Du Liban · Privacy ·

English ▼

Step 3



Sign up for an account

Phone number

Insert your
mobile number
(8 digits)

Password

Choose your password

Create Account


Press Create Account

Already have an account? [Sign in](#)

© Samu Du Liban · [Privacy](#)

 English

Step 4



Verify your phone number

We might need your number in emergencies.

+1 2015550123

You should receive an SMS message with a verification code to the phone number above.


Verify

© Samu Du Liban • Privacy • English

Insert your mobile number (8 digits)

Press verify, You should receive a code by SMS **or** WhatsApp

Step 5




We sent you a code
Please input the code you received by SMS.

Code

Didn't receive a message? [Resend](#)

Submit

[Change phone number](#)

© Samu Du Liban · [Privacy](#) ·  English ▾

Insert the Code you received by
SMS **or** WhatsApp

Press submit

Step 6



Verify your details
Make sure all your personal details are correct.

GENERAL INFORMATION

Profile picture


Upload image

First name

Lydia

Middle name

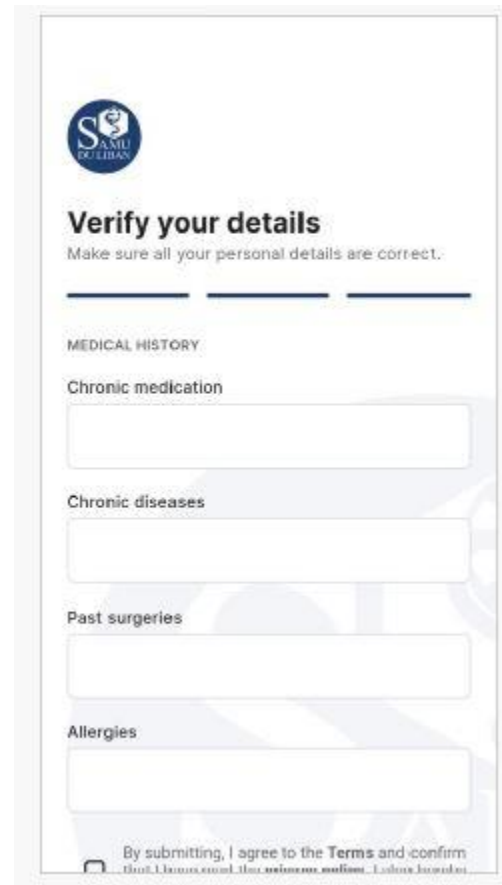
Maria

Last name

Hathorne

Date of birth

xx/xx/xx



Verify your details
Make sure all your personal details are correct.

MEDICAL HISTORY

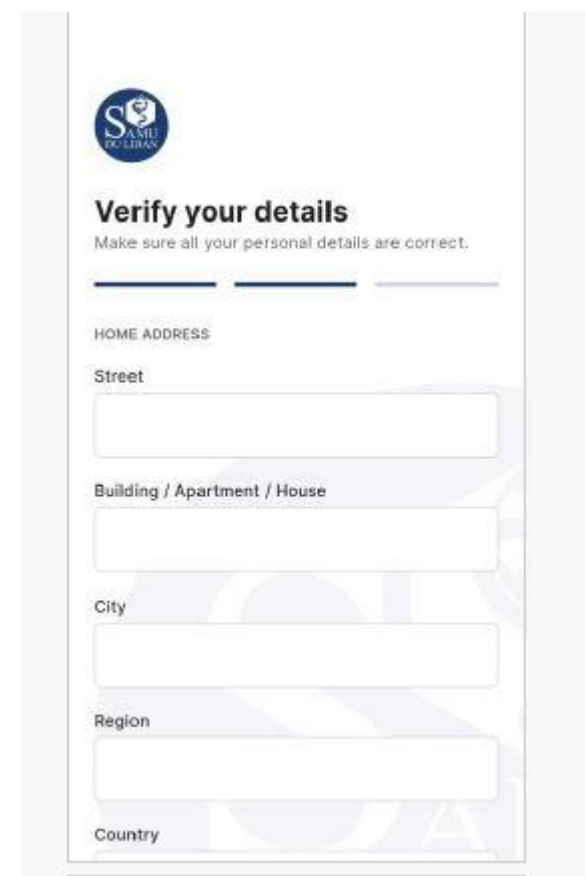
Chronic medication

Chronic diseases

Past surgeries

Allergies

By submitting, I agree to the [Terms](#) and confirm that I have read the [privacy policy](#). [Learn more](#)



Verify your details
Make sure all your personal details are correct.

HOME ADDRESS

Street

Building / Apartment / House

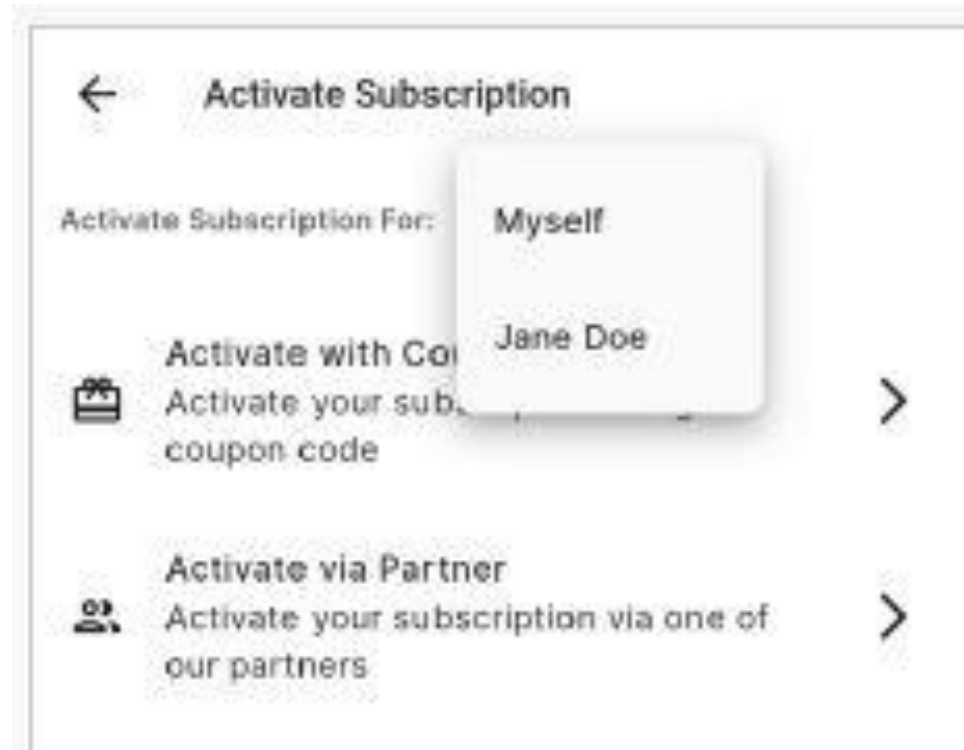
City

Region

Country

Please fill all the information required



Step 7





← **Activate Subscription**

Activate Subscription For: **Myself**

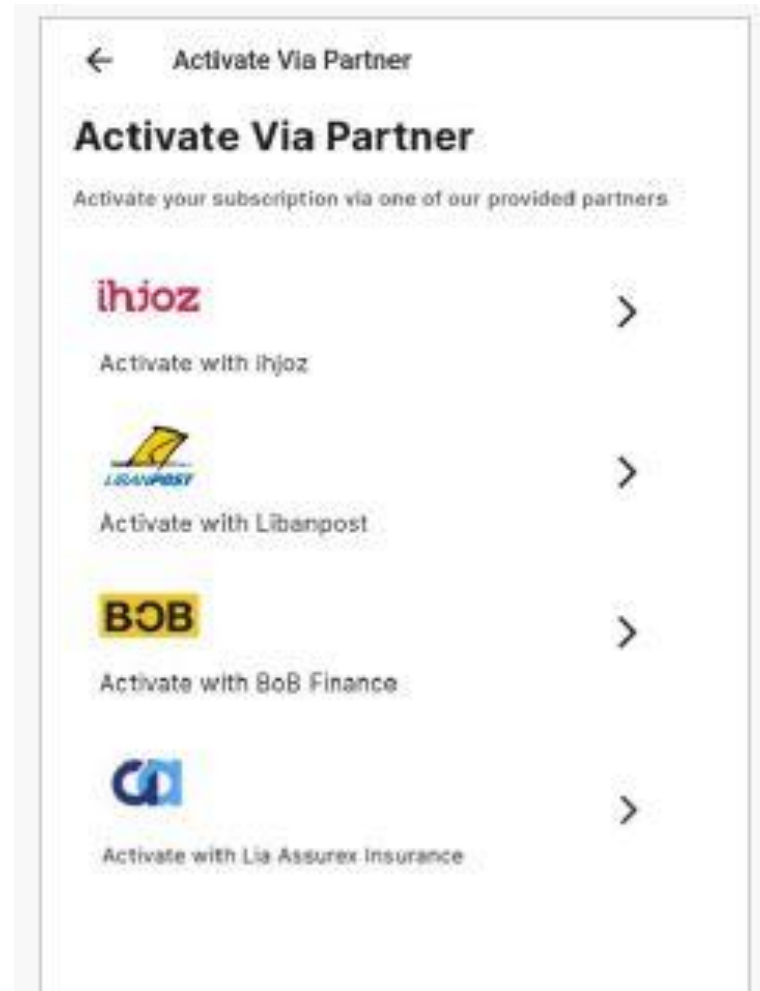
Jane Doe

 **Activate with Coupon** 
Activate your subscription using a coupon code


 **Activate via Partner** 
Activate your subscription via one of our partners

Choose activate via partner

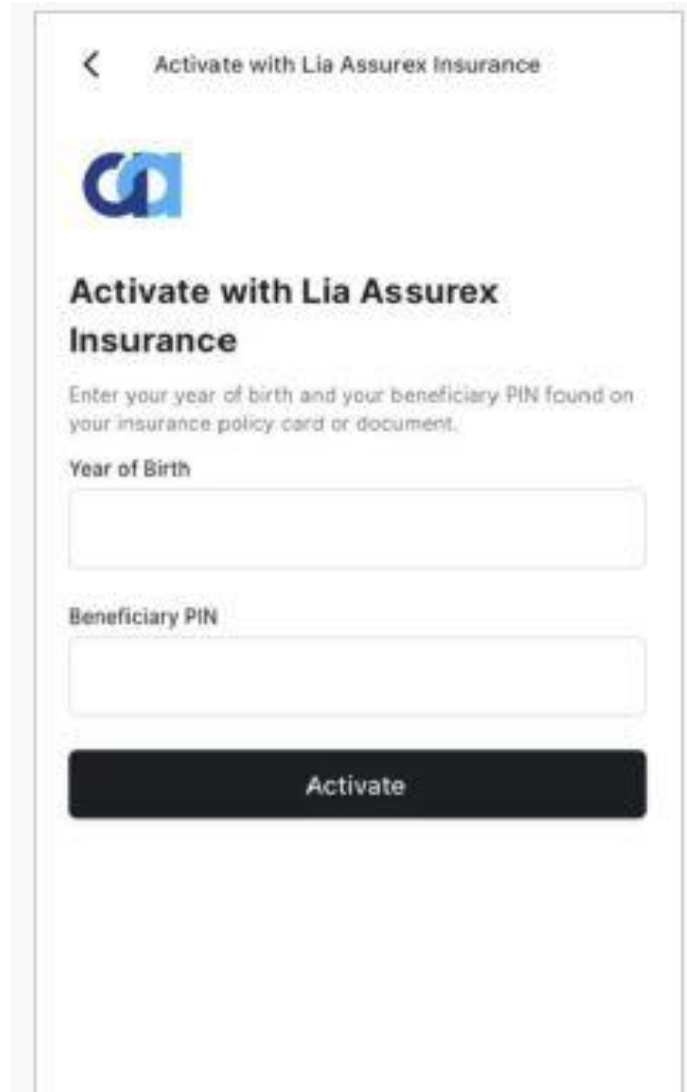
Step 8



Choose Lia Assurex



Step 9



The screenshot shows a mobile app interface for activating insurance. At the top, there is a back arrow and the text 'Activate with Lia Assurex Insurance'. Below this is the Lia Assurex logo, which consists of two interlocking blue and white shapes. The main heading is 'Activate with Lia Assurex Insurance'. Below the heading is a subtext: 'Enter your year of birth and your beneficiary PIN found on your insurance policy card or document.' There are two input fields: 'Year of Birth' and 'Beneficiary PIN'. Below these fields is a large black button with the word 'Activate' in white text.

Insert your Year of Birth written on your card

Insert your beneficiary pin number written on your card or policy contract

Press activate

Congratulations! You can try it now.

Step 10



Press and hold to contact our Drs

OR

Call our Landline if no internet available